


4423 m.

# GRAN PREMIO RED BULL DE ESPAÑA

## Free Practice Nr. 3

### Classification

10

		Rider	Nation	Team	Motorcycle	Time	Lap Total	Gap	Top Speed
1	87	Remy GARDNER	AUS	Red Bull KTM Ajo	KALEX	<b>1'40.841</b>	16 17		<b>248.8</b>
2	21	Fabio DI GIANNANTONIO	ITA	Federal Oil Gresini Moto2	KALEX	<b>1'40.861</b>	17 18	0.020 0.020	<b>248.8</b>
3	9	Jorge NAVARRO	SPA	Lightech Speed Up	BOSCOSCURO	<b>1'40.912</b>	13 16	0.071 0.051	<b>251.1</b>
4	16	Joe ROBERTS	USA	Italtrans Racing Team	KALEX	<b>1'40.998</b>	17 19	0.157 0.086	<b>247.7</b>
5	25	Raul FERNANDEZ	SPA	Red Bull KTM Ajo	KALEX	<b>1'41.002</b>	14 16	0.161 0.004	<b>250.5</b>
6	22	Sam LOWES	GBR	Elf Marc VDS Racing Team	KALEX	<b>1'41.078</b>	4 19	0.237 0.076	<b>247.1</b>
7	72	Marco BEZZECCHI	ITA	SKY Racing Team VR46	KALEX	<b>1'41.083</b>	15 19	0.242 0.005	<b>251.7</b>
8	23	Marcel SCHROTTER	GER	Liqui Moly Intact GP	KALEX	<b>1'41.083</b>	13 16	0.242	<b>248.8</b>
9	37	Augusto FERNANDEZ	SPA	Elf Marc VDS Racing Team	KALEX	<b>1'41.126</b>	16 16	0.285 0.043	<b>251.1</b>
10	96	Jake DIXON	GBR	Petronas Sprinta Racing	KALEX	<b>1'41.171</b>	15 16	0.330 0.045	<b>248.8</b>
11	75	Albert ARENAS	SPA	Inde Aspar Team	BOSCOSCURO	<b>1'41.178</b>	9 11	0.337 0.007	<b>247.7</b>
12	97	Xavi VIERGE	SPA	Petronas Sprinta Racing	KALEX	<b>1'41.342</b>	15 18	0.501 0.164	<b>249.4</b>
13	44	Aron CANET	SPA	Inde Aspar Team	BOSCOSCURO	<b>1'41.388</b>	13 13	0.547 0.046	<b>247.1</b>
14	79	Ai OGURA	JPN	IDEMITSU Honda Team Asia	KALEX	<b>1'41.392</b>	14 15	0.551 0.004	<b>248.8</b>
15	11	Nicolò BULEGA	ITA	Federal Oil Gresini Moto2	KALEX	<b>1'41.423</b>	16 16	0.582 0.031	<b>248.2</b>
16	64	Bo BENDSNEYDER	NED	Pertamina Mandalika SAG Team	KALEX	<b>1'41.523</b>	12 15	0.682 0.100	<b>247.1</b>
17	40	Hector GARZO	SPA	Flexbox HP40	KALEX	<b>1'41.524</b>	9 14	0.683 0.001	<b>248.8</b>
18	7	Lorenzo BALDASSARRI	ITA	MV Agusta Forward Racing	MV AGUSTA	<b>1'41.603</b>	17 17	0.762 0.079	<b>242.1</b>
19	42	Marcos RAMIREZ	SPA	American Racing	KALEX	<b>1'41.605</b>	12 16	0.764 0.002	<b>248.8</b>
20	19	Lorenzo DALLA PORTA	ITA	Italtrans Racing Team	KALEX	<b>1'41.657</b>	19 21	0.816 0.052	<b>249.4</b>
21	12	Thomas LUTHI	SWI	Pertamina Mandalika SAG Team	KALEX	<b>1'41.722</b>	17 18	0.881 0.065	<b>248.8</b>
22	35	Somkiat CHANTRA	THA	IDEMITSU Honda Team Asia	KALEX	<b>1'41.768</b>	3 5	0.927 0.046	<b>252.3</b>
23	62	Stefano MANZI	ITA	Flexbox HP40	KALEX	<b>1'41.780</b>	13 16	0.939 0.012	<b>248.2</b>
24	24	Simone CORSI	ITA	MV Agusta Forward Racing	MV AGUSTA	<b>1'41.788</b>	10 12	0.947 0.008	<b>246.0</b>
25	6	Cameron BEAUBIER	USA	American Racing	KALEX	<b>1'41.853</b>	12 15	1.012 0.065	<b>247.7</b>
26	5	Yari MONTELLA	ITA	Lightech Speed Up	BOSCOSCURO	<b>1'41.863</b>	15 18	1.022 0.010	<b>248.2</b>
27	14	Tony ARBOLINO	ITA	Liqui Moly Intact GP	KALEX	<b>1'42.035</b>	11 14	1.194 0.172	<b>249.4</b>
28	13	Celestino VIETTI	ITA	SKY Racing Team VR46	KALEX	<b>1'42.364</b>	16 19	1.523 0.329	<b>247.1</b>
29	55	Hafizh SYAHRIN	MAL	NTS RW Racing GP	NTS	<b>1'42.475</b>	3 16	1.634 0.111	<b>247.7</b>
30	10	Tommaso MARCON	ITA	MV Agusta Forward Racing	MV AGUSTA	<b>1'43.758</b>	12 15	2.917 1.283	<b>241.6</b>
31	32	Taiga HADA	JPN	NTS RW Racing GP	NTS	<b>1'43.885</b>	15 16	3.044 0.127	<b>247.1</b>

Practice condition: **Dry**Air: **17°**Humidity: **47%**Ground: **27°**

<b>Fastest Lap:</b>	Lap: 16	<b>Remy GARDNER</b>	<b>1'40.841</b>	157.9 Km/h
<b>Best Race Lap:</b>	2019	<b>Lorenzo BALDASSARRI</b>	<b>1'41.539</b>	156.8 Km/h
<b>All Time Lap Record:</b>	2021	<b>Remy GARDNER</b>	<b>1'40.841</b>	157.9 Km/h

The results are provisional until the end of the limit for protest and appeals.

Time limit for protest expires 30' after publication of the results - ..... Time: .....

These data/results cannot be reproduced, stored and/or transmitted in whole or in part by any manner of electronic, mechanical, photocopying, recording, broadcasting or otherwise now known or herein after developed without the previous express consent by the copyright owner, except for reproduction in daily press and regular printed publications on sale to the public within 60 days of the event related to those data/results and always provided that copyright symbol appears together as follows below.

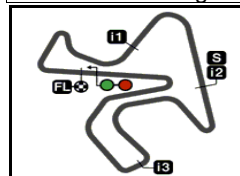
© DORNA, 2021

Official MotoGP Timing by TISSOT  
www.motogp.com

Jerez de la Frontera, Saturday, May 01, 2021

moto2™






4423 m.

## GRAN PREMIO RED BULL DE ESPAÑA

## Free Practice Nr. 3

## Combined Free Practice Times

11

	Rider	Nation	Team	MOTORCYCLE	FP1	FP2	FP3	Gap
1	87 R.GARDNER	AUS	Red Bull KTM Ajo	KALEX	1'41.675 16	1'41.774 15	<b>1'40.841</b> 16	
2	21 F.DI GIANNANTO	ITA	Federal Oil Gresini Moto2	KALEX	1'41.924 12	1'42.091 14	<b>1'40.861</b> 17	0.020 0.020
3	9 J.NAVARRO	SPA	Lightech Speed Up	BOSCOSCURO	1'41.918 15	1'42.313 8	<b>1'40.912</b> 13	0.071 0.051
4	16 J.ROBERTS	USA	Italtrans Racing Team	KALEX	1'42.172 13	1'41.813 15	<b>1'40.998</b> 17	0.157 0.086
5	25 R.FERNANDEZ	SPA	Red Bull KTM Ajo	KALEX	1'41.910 15	1'41.958 8	<b>1'41.002</b> 14	0.161 0.004
6	22 S.LOWES	GBR	Elf Marc VDS Racing Team	KALEX	1'41.909 12	1'41.515 18	<b>1'41.078</b> 4	0.237 0.076
7	72 M.BEZZECCHI	ITA	SKY Racing Team VR46	KALEX	1'41.797 16	1'42.193 12	<b>1'41.083</b> 15	0.242 0.005
8	23 M.SCHROTTER	GER	Liqui Moly Intact GP	KALEX	1'42.229 13	1'42.415 9	<b>1'41.083</b> 13	0.242
9	37 A.FERNANDEZ	SPA	Elf Marc VDS Racing Team	KALEX	1'41.954 13	1'42.214 17	<b>1'41.126</b> 16	0.285 0.043
10	96 J.DIXON	GBR	Petronas Sprinta Racing	KALEX	1'42.209 13	1'41.785 12	<b>1'41.171</b> 15	0.330 0.045
11	75 A.ARENAS	SPA	Inde Aspar Team	BOSCOSCURO	1'42.299 15	1'42.955 5	<b>1'41.178</b> 9	0.337 0.007
12	97 X.VIERGE	SPA	Petronas Sprinta Racing	KALEX	1'42.354 18	1'42.166 17	<b>1'41.342</b> 15	0.501 0.164
13	44 A.CANET	SPA	Inde Aspar Team	BOSCOSCURO	1'42.263 10	1'42.575 14	<b>1'41.388</b> 13	0.547 0.046
14	79 A.OGURA	JPN	IDEMITSU Honda Team Asia	KALEX	1'43.513 15	1'42.588 9	<b>1'41.392</b> 14	0.551 0.004
15	11 N.BULEGA	ITA	Federal Oil Gresini Moto2	KALEX	1'42.218 14	1'42.002 17	<b>1'41.423</b> 16	0.582 0.031
16	64 B.BENDSNEYDE	NED	Pertamina Mandalika SAG Team	KALEX	1'42.531 14	1'42.648 13	<b>1'41.523</b> 12	0.682 0.100
17	40 H.GARZO	SPA	Flexbox HP40	KALEX	1'42.559 14	1'42.329 13	<b>1'41.524</b> 9	0.683 0.001
18	7 L.BALDASSARRI	ITA	MV Agusta Forward Racing	MV AGUSTA	1'42.540 19	1'42.533 18	<b>1'41.603</b> 17	0.762 0.079
19	42 M.RAMIREZ	SPA	American Racing	KALEX	1'42.964 13	1'42.723 15	<b>1'41.605</b> 12	0.764 0.002
20	19 L.DALLA PORTA	ITA	Italtrans Racing Team	KALEX	1'42.828 20	1'42.734 6	<b>1'41.657</b> 19	0.816 0.052
21	12 T.LUTHI	SWI	Pertamina Mandalika SAG Team	KALEX	1'42.601 12	1'42.960 3	<b>1'41.722</b> 17	0.881 0.065
22	35 S.CHANTRA	THA	IDEMITSU Honda Team Asia	KALEX	1'42.094 19	1'42.421 6	<b>1'41.768</b> 3	0.927 0.046
23	62 S.MANZI	ITA	Flexbox HP40	KALEX	1'42.662 14	1'42.252 14	<b>1'41.780</b> 13	0.939 0.012
24	24 S.CORSI	ITA	MV Agusta Forward Racing	MV AGUSTA	1'43.007 19	1'42.842 3	<b>1'41.788</b> 10	0.947 0.008
25	6 C.BEAUBIER	USA	American Racing	KALEX	1'42.953 14	1'43.171 7	<b>1'41.853</b> 12	1.012 0.065
26	5 Y.MONTELLA	ITA	Lightech Speed Up	BOSCOSCURO	1'42.633 13	1'42.438 13	<b>1'41.863</b> 15	1.022 0.010
27	14 T.ARBOLINO	ITA	Liqui Moly Intact GP	KALEX	1'43.047 7	1'43.620 10	<b>1'42.035</b> 11	1.194 0.172
28	13 C.VIETTI	ITA	SKY Racing Team VR46	KALEX	1'43.086 17	1'42.841 5	<b>1'42.364</b> 16	1.523 0.329
29	55 H.SYHRIN	MAL	NTS RW Racing GP	NTS	1'43.476 5	1'42.965 14	<b>1'42.475</b> 3	1.634 0.111
30	10 T.MARCON	ITA	MV Agusta Forward Racing	MV AGUSTA	1'43.899 13	<b>1'43.702</b> 11	1'43.758 12	2.861 1.227
31	32 T.HADA	JPN	NTS RW Racing GP	NTS	1'45.377 20	1'44.423 14	<b>1'43.885</b> 15	3.044 0.183

<b>Pole Position Record:</b>	2019	<b>Jorge NAVARRO</b>	<b>1'41.182</b>	157.3 Km/h
<b>Best Race Lap:</b>	2019	<b>Lorenzo BALDASSARRI</b>	<b>1'41.539</b>	156.8 Km/h
<b>All Time Lap Record:</b>	2021	<b>Remy GARDNER</b>	<b>1'40.841</b>	157.9 Km/h

The results are provisional until the end of the limit for protest and appeals.

Time limit for protest expires 60' after publication of the results - ..... Time: .....

These data/results cannot be reproduced, stored and/or transmitted in whole or in part by any manner of electronic, mechanical, photocopying, recording, broadcasting or otherwise now known or herein after developed without the previous express consent by the copyright owner, except for reproduction in daily press and regular printed publications on sale to the public within 60 days of the event related to those data/results and always provided that copyright symbol appears together as follows below.

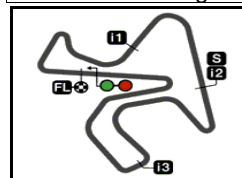
© DORNA, 2021

Official MotoGP Timing by TISSOT  
www.motogp.com

Jerez de la Frontera, Saturday, May 01, 2021







4423 m.

# GRAN PREMIO RED BULL DE ESPAÑA

## Free Practice Nr. 3

### Top Speed & Average

12



Rider	Nation	Motorcycle	Top 5 speeds					Average	Top
35 Somkiat CHANTRA	THA	KALEX	252.3	249.4	248.8	247.1	247.1	248.9	252.3
72 Marco BEZZECCHI	ITA	KALEX	251.7	251.1	250.5	250.5	250.0	250.8	251.7
9 Jorge NAVARRO	SPA	BOSCOSCURO	251.1	248.8	248.2	248.2	247.7	248.6	251.1
37 Augusto FERNANDEZ	SPA	KALEX	251.1	250.0	249.4	249.4	249.4	249.9	251.1
25 Raul FERNANDEZ	SPA	KALEX	250.5	248.8	248.8	248.8	248.8	249.1	250.5
14 Tony ARBOLINO	ITA	KALEX	249.4	248.8	248.2	248.2	248.2	248.6	249.4
19 Lorenzo DALLA PORTA	ITA	KALEX	249.4	248.2	248.2	247.7	247.7	248.2	249.4
97 Xavi VIERGE	SPA	KALEX	249.4	248.8	248.2	247.1	246.5	247.3	249.4
12 Thomas LUTHI	SWI	KALEX	248.8	248.2	247.7	247.1	246.5	247.3	248.8
21 Fabio DI GIANNANTONIO	ITA	KALEX	248.8	248.8	247.1	247.1	246.5	247.2	248.8
23 Marcel SCHROTTER	GER	KALEX	248.8	248.8	247.7	247.7	247.1	247.9	248.8
40 Hector GARZO	SPA	KALEX	248.8	248.8	248.8	248.2	247.7	248.5	248.8
42 Marcos RAMIREZ	SPA	KALEX	248.8	247.7	247.7	247.1	247.1	247.5	248.8
79 Ai OGURA	JPN	KALEX	248.8	248.2	248.2	247.7	247.7	248.1	248.8
87 Remy GARDNER	AUS	KALEX	248.8	247.1	247.1	247.1	246.5	247.2	248.8
96 Jake DIXON	GBR	KALEX	248.8	248.2	246.5	246.5	246.0	247.2	248.8
5 Yari MONTELLA	ITA	BOSCOSCURO	248.2	248.2	247.7	246.0	246.0	247.0	248.2
11 Nicolò BULEGA	ITA	KALEX	248.2	247.7	247.1	246.5	246.5	247.2	248.2
62 Stefano MANZI	ITA	KALEX	248.2	247.7	247.7	247.7	247.7	247.8	248.2
6 Cameron BEAUBIER	USA	KALEX	247.7	247.1	247.1	246.5	246.5	246.9	247.7
16 Joe ROBERTS	USA	KALEX	247.7	246.5	246.5	246.5	246.5	246.7	247.7
55 Hafizh SYAHRIN	MAL	NTS	247.7	246.5	246.0	246.0	245.4	246.3	247.7
75 Albert ARENAS	SPA	BOSCOSCURO	247.7	247.1	247.1	247.1	247.1	247.2	247.7
13 Celestino VIETTI	ITA	KALEX	247.1	245.4	245.4	245.4	244.8	245.3	247.1
22 Sam LOWES	GBR	KALEX	247.1	246.0	246.0	245.4	244.8	245.7	247.1
32 Taiga HADA	JPN	NTS	247.1	246.5	246.0	246.0	246.0	246.3	247.1
44 Aron CANET	SPA	BOSCOSCURO	247.1	246.0	246.0	246.0	244.8	245.5	247.1
64 Bo BENDSNEYDER	NED	KALEX	247.1	247.1	247.1	246.5	246.5	246.9	247.1
24 Simone CORSI	ITA	MV AGUSTA	246.0	246.0	244.8	244.3	243.7	245.0	246.0
7 Lorenzo BALDASSARRI	ITA	MV AGUSTA	242.1	241.6	241.6	241.0	241.0	241.4	242.1
10 Tommaso MARCON	ITA	MV AGUSTA	241.6	241.6	241.0	240.5	239.4	240.6	241.6

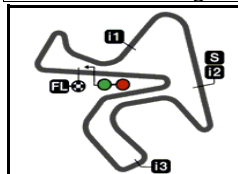
These data/results cannot be reproduced, stored and/or transmitted in whole or in part by any manner of electronic, mechanical, photocopying, recording, broadcasting or otherwise now known or herein after developed without the previous express consent by the copyright owner, except for reproduction in daily press and regular printed publications on sale to the public within 60 days of the event related to those data/results and always provided that copyright symbol appears together as follows below.

© DORNA, 2021

Official MotoGP Timing by TISSOT  
www.motogp.com



Jerez de la Frontera, Saturday, May 01, 2021



4423 m.

# GRAN PREMIO RED BULL DE ESPAÑA

## Free Practice Nr. 3

### Chronological Analysis of Performances

13

\* Lap / Sector time cancelled      **T1** Time from finish line to 1st intermediate      **T3** Time from 2nd intermed. to 3rd intermed.  
**P** Crossing the finish line in pit lane      **T2** Time from 1st intermed. to 2nd intermed.      **T4** Time from 3rd intermediate to finish line

Lap	Lap Time	T1	T2	T3	T4	Speed	Lap	Lap Time	T1	T2	T3	T4	Speed						
<b>1st 87 Remy GARDNER</b> Red Bull KTM Ajo AUS							<b>4th 16 Joe ROBERTS</b> Italtrans Racing Team USA												
			Runs=3	Total laps=17	Full laps=10					Runs=2	Total laps=19	Full laps=13							
1	2'31.134	31.459	15.921	32.553	32.430	243.7	1	3'17.307	30.263	15.673	31.373	32.196	243.2						
2	<b>1'42.465</b>	25.409	15.199	30.588	31.269	<b>248.8</b>	2	<b>1'43.259</b>	25.743	15.287	30.619	31.610	245.4						
3	<b>1'42.162</b>	25.382	15.233	30.414	31.133	246.5	3	<b>1'42.593</b>	25.318	15.218	30.536	31.521	244.8						
4	<b>1'41.862</b>	25.266	15.162	30.300	31.134	246.5	4	<b>1'42.255</b>	25.310	15.233	30.344	31.368	246.0						
5	1'43.067 *	25.119	15.166	31.436*	31.346	247.1	5	1'42.153 *	25.269	15.194	30.316*	31.374*	245.4						
6	<b>1'41.118</b>	25.008	15.140	30.004	30.966	246.0	6	1'41.983 *	25.254	15.217	30.232	31.280*	245.4						
7	1'45.474 P	29.832	15.804	31.506	28.332	234.2	7	<b>1'43.003</b>	25.526	15.308	30.481	31.688	245.4						
8	1'49.071	30.832	15.639	30.885	31.715	244.3	8	<b>1'41.941</b>	25.297	15.202	30.279	31.163	245.4						
9	<b>1'42.018</b>	25.436	15.253	30.212	31.117	244.8	9	1'41.972 *	25.200	15.181	30.268	31.323*	246.5						
10	<b>1'41.589</b>	25.157	15.175	30.063	31.194	247.1	10	<b>1'41.956</b>	25.209	15.207	30.289	31.251	245.4						
11	<b>1'41.504</b>	25.122	15.243	30.183	30.956	245.4	11	<b>1'41.730</b>	25.179	15.240	30.213	31.098	246.5						
12	1'43.924 P	25.062	15.193	34.865	28.804	247.1	12	1'39.559 P	25.330	15.229	30.324	28.676	246.5						
13	1'56.470	37.382	15.614	31.006	32.468	243.2	13	1'48.988 *	30.699	15.515	30.754	32.020*	241.6						
14	<b>1'41.300</b>	25.136	15.052	<b>29.823</b>	31.289	246.0	14	<b>1'43.790</b>	25.456	15.189	31.957	31.188	<b>247.7</b>						
15	1'40.632 *	24.96*	<b>15.012</b>	29.835	30.820	246.0	15	<b>1'41.295</b>	25.072	<b>15.040</b>	30.059	31.124	246.5						
16	<b>1'40.841</b>	<b>24.829</b>	15.059	29.872	31.081	244.8	16	<b>1'41.252</b>	25.074	15.084	29.942	31.152	245.4						
17	<b>1'40.915</b>	25.113	15.073	29.914	<b>30.815</b>	246.0	17	<b>1'40.998</b>	<b>25.006</b>	15.085	<b>29.932</b>	30.975	245.4						
<b>2nd 21 Fabio DI GIANNANT</b> Federal Oil Gresini M ITA							<b>5th 25 Raul FERNANDEZ</b> Red Bull KTM Ajo SPA												
			Runs=2	Total laps=18	Full laps=13					Runs=3	Total laps=16	Full laps=7							
1	3'13.971	30.069	15.785	31.339	32.260	243.2	1	2'40.455	32.391	16.648	32.183	31.601	229.2						
2	<b>1'42.355</b>	25.367	15.174	30.267	31.547	246.0	2	<b>1'42.132</b>	25.564	15.112	30.360	31.096	<b>250.5</b>						
3	<b>1'42.017</b>	25.159	15.237	30.185	31.436	245.4	3	<b>1'42.242</b>	25.234	15.149	30.517	31.342	248.8						
4	<b>1'41.774</b>	25.150	15.226	30.073	31.325	244.3	4	<b>1'41.574</b>	25.118	15.189	30.070	31.197	247.1						
5	1'41.746 *	25.060	15.187	30.119*	31.380*	244.3	5	1'42.395 *	25.147	15.249	30.626*	31.373	245.4						
6	1'41.569 *	25.098	15.211	29.984	31.276*	246.0	6	1'41.764 *	25.208	15.225	30.043	31.288*	247.7						
7	<b>1'41.795</b>	25.141	15.190	30.142	31.322	246.0	7	<b>1'41.393</b>	25.148	15.116	29.958	31.171	248.2						
8	<b>1'42.010</b>	25.252	15.174	30.168	31.416	246.5	8	<b>1'43.078</b>	25.092	15.188	31.401	31.397	247.1						
9	<b>1'41.567</b>	25.055	15.163	30.033	31.316	246.5	<b>3rd 9 Jorge NAVARRO</b> Lightech Speed Up SPA												
10	<b>1'41.496</b>	25.126	15.164	29.955	31.251	246.0				Runs=3	Total laps=16	Full laps=11							
11	<b>1'44.408</b>	25.049	15.163	32.766	31.430	247.1	1	2'18.949	30.376	15.664	32.060	31.971	244.8						
12	<b>1'41.384</b>	25.018	15.168	29.918	31.280	<b>248.8</b>	2	<b>1'42.511</b>	25.496	15.255	30.441	31.319	248.2						
13	<b>1'41.743</b>	25.188	15.224	29.943	31.388	246.5	3	<b>1'43.101</b>	25.424	<b>15.096</b>	30.528	32.053	<b>251.1</b>						
14	1'42.742 P	27.258	15.803	31.096	28.585	233.7	<b>Fastest Lap:</b> Remy GARDNER Red Bull KTM Ajo AUS <b>1'40.841</b> 24.829 15.059 29.872 31.081												
15	1'45.741	28.835	15.237	30.327	31.342	246.5	These data/results cannot be reproduced, stored and/or transmitted in whole or in part by any manner of electronic, mechanical, photocopying, recording, broadcasting or otherwise now known or herein after developed without the previous express consent by the copyright owner, except for reproduction in daily press and regular printed publications on sale to the public within 60 days of the event related to those data/results and always provided that copyright symbol appears together as follows below.												
16	<b>1'40.959</b>	25.062	15.060	29.817	<b>31.020</b>	247.1	© DORNA, 2021												
17	<b>1'40.861</b>	<b>24.950</b>	<b>15.030</b>	<b>29.804</b>	31.077	248.8	Official MotoGP Timing by TISSOT												
18	<b>1'56.444</b>	28.279	19.092	34.758	34.315	222.2	www.motogp.com												

**Fastest Lap:** Remy GARDNER Red Bull KTM Ajo AUS **1'40.841** 24.829 15.059 29.872 31.081

These data/results cannot be reproduced, stored and/or transmitted in whole or in part by any manner of electronic, mechanical, photocopying, recording, broadcasting or otherwise now known or herein after developed without the previous express consent by the copyright owner, except for reproduction in daily press and regular printed publications on sale to the public within 60 days of the event related to those data/results and always provided that copyright symbol appears together as follows below.  
 © DORNA, 2021



# Free Practice Nr. 3

# Moto2

Lap	Lap Time	T1	T2	T3	T4	Speed	Lap	Lap Time	T1	T2	T3	T4	Speed	
9	1'41.607	25.184	15.188	30.098	31.137	248.2	2	1'42.733	25.411	15.318	30.429	31.575	246.0	
10	1'45.115 P	25.264	17.019	32.840	29.992	196.3	3	1'42.429	25.338	15.291	30.476	31.324	245.4	
11	1'48.835 *	29.891	15.600	31.648*	31.696	246.5	4	1'44.474	25.432	15.312	31.295	32.435	245.4	
12	1'38.261 P	25.353	15.343	30.327	27.238	247.7	5	1'41.981 *	25.233	15.219	30.286*	31.243*	246.5	
13	1'47.035	27.602	15.198	30.178	34.057	248.8	6	1'41.931 *	25.187	15.204	30.270	31.270*	247.1	
14	1'41.002	25.111	15.050	29.878	30.963	248.8	7	1'43.722	25.219	16.060	31.047	31.396	226.8	
15	1'41.860 *	25.017	15.026	30.642*	31.175	248.8	8	1'41.827	25.112	15.261	30.212	31.242	246.5	
16	1'41.017 *	24.94*	15.102	29.931	31.037	248.2	9	1'41.914	25.115	15.244	30.320	31.235	247.7	
<b>6th</b>	<b>22</b>	<b>Sam LOWES</b> Elf Marc VDS Racing GBR						10	1'39.580 P	26.781	15.530	30.534	26.735	246.0
		Runs=2	Total laps=19	Full laps=13			11	1'48.485 *	29.292	15.498	30.820	32.875*	244.3	
1	3'03.947	29.824	15.571	30.703	31.650	242.6	12	1'41.494	25.086	15.115	30.212	31.081	248.8	
2	1'41.716	25.216	15.170	30.100	31.230	244.8	13	1'41.083	25.032	15.145	29.936	30.970	247.7	
3	1'41.496	25.081	15.203	30.031	31.181	243.7	14	1'41.169	24.992	15.104	30.000	31.073	248.8	
4	1'41.078	24.951	15.143	29.896	31.088	243.7	15	1'41.189	24.933	15.201	29.992	31.063	247.1	
5	1'42.001 *	25.190	15.206	30.218*	31.387*	242.6	16	1'44.016 *	25.05*	16.435	31.285	31.243	222.6	
6	1'41.649 *	25.121	15.181	29.984	31.363*	244.3								
7	1'42.028	25.332	15.270	29.978	31.448	243.7	<b>9th</b>							
8	1'41.876	25.156	15.168	30.196	31.356	244.8	<b>37</b>							
9	1'41.672	25.156	15.150	30.104	31.262	244.3	<b>Augusto FERNAND</b> Elf Marc VDS Racing SPA							
10	1'44.102 P	25.611	17.026	32.617	28.848	207.2								
11	1'48.106	30.277	15.417	30.566	31.846	242.6	Runs=3							
12	1'41.579	25.161	15.201	30.027	31.190	243.7	Total laps=16							
13	1'41.554	25.104	15.326	29.971	31.153	240.5	Full laps=7							
14	1'42.259 *	25.188	15.580	30.076	31.415*	243.2	1							
15	1'41.490	25.132	15.194	30.086	31.078	246.0	2							
16	1'41.388	25.135	15.132	29.981	31.140	247.1	3							
17	1'52.969	34.340	16.734	30.317	31.578	245.4	4							
18	1'41.696	25.256	15.176	30.028	31.236	246.0	5							
19	1'41.551	25.222	15.237	29.958	31.134	243.2	6							
							7							
							8							
							9							
							10							
							11							
							12							
							13							
							14							
							15							
							16							
<b>7th</b>	<b>72</b>	<b>Marco BEZZECCHI</b> SKY Racing Team VR ITA						17	1'38.649 P	25.435	16.268	30.245	26.701	248.2
		Runs=2	Total laps=19	Full laps=12			18	1'48.183	30.709	15.474	30.537	31.463	244.3	
1	1'53.350	31.566	15.506	31.072	31.751	246.0	19							
2	1'42.131	25.374	15.191	30.301	31.265	248.8	20							
3	1'41.841	25.191	15.222	30.275	31.153	247.1	21							
4	1'41.425 *	25.10*	15.201	29.986	31.129	248.2	22							
5	1'41.545	25.055	15.183	30.203	31.104	246.0	23							
6	1'41.535 *	25.094	15.105	30.137*	31.199*	248.2	24							
7	1'41.363 *	25.058	15.224	30.057	31.024*	248.2	25							
8	1'41.253	25.049	15.099	30.110	30.995	249.4	26							
9	1'41.930	25.099	15.043	30.215	31.573	250.5	27							
10	1'41.192	25.046	15.121	29.973	31.052	249.4	28							
11	1'42.999 P	28.523	16.026	30.628	27.822	235.8	29							
12	1'49.370	30.770	15.454	31.442	31.704	246.0	30							
13	1'41.597	25.285	15.123	30.022	31.167	248.2	31							
14	1'45.638 *	27.345	16.275	30.718	31.300*	243.2	32							
15	1'41.083	25.142	15.037	29.929	30.975	250.0	33							
16	1'41.102	25.125	14.965	30.000	31.012	251.7	34							
17	1'53.939	34.465	17.441	30.807	31.226	244.3	35							
18	1'41.233	25.048	15.037	30.056	31.092	251.1	36							
19	1'41.107	25.082	15.004	30.069	30.952	250.5	37							
							38							
							39							
							40							
							41							
							42							
							43							
							44							
							45							
							46							
							47							
							48							
							49							
							50							
<b>8th</b>	<b>23</b>	<b>Marcel SCHROTTE</b> Liqui Moly Intact GP GER						51	1'51.001	30.490	15.425	30.383	34.703	246.5
		Runs=2	Total laps=16	Full laps=10			52	1'41.514 *	25.155	15.207	29.971	31.181	246.0	
1	3'31.178	30.230	15.788	31.270	31.735	243.7	53							
							54							
							55							
							56							
							57							
							58							
							59							
							60							
							61							
							62							
							63							
							64							
							65							
							66							
							67							
							68							
							69							
							70							
							71							
							72							
							73							
							74							
							75							
							76							
							77							
							78							
							79							
							80							
							81							
							82							
							83							
							84							
							85							
							86							
							87							
							88							
							89							
							90							
							91							
							92							
							93							
							94							
							95							
							96							
							97							
							98							
							99							
							100							

**Fastest Lap:** Remy GARDNER Red Bull KTM Ajo AUS 1'40.841 24.829 15.059 29.872 31.081

These data/results cannot be reproduced, stored and/or transmitted in whole or in part by any manner of electronic, mechanical, photocopying, recording, broadcasting or otherwise now known or herein after developed without the previous express consent by the copyright owner, except for reproduction in daily press and regular printed publications on sale to the public within 60 days of the event related to those data/results and always provided that copyright symbol appears together as follows below.  
© DORNA, 2021



# Free Practice Nr. 3

# Moto2

Lap	Lap Time	T1	T2	T3	T4	Speed	Lap	Lap Time	T1	T2	T3	T4	Speed	
<b>11th</b>	<b>75</b>	<b>Albert ARENAS</b>					Inde Aspar Team	SPA						
		Runs=2	Total laps=11	Full laps=8										
1	2'38.513	35.320	16.135	31.507	32.366	241.0	2	<b>1'43.013</b>	25.686	15.219	30.525	31.583	247.7	
2	<b>1'43.257</b>	25.662	15.349	30.642	31.604	245.4	3	<b>1'43.006</b>	25.454	15.160	30.543	31.849	247.1	
3	<b>1'43.242</b>	25.385	15.456	30.754	31.647	243.7	4	<b>1'42.304</b>	25.212	15.306	30.331	31.455	244.3	
4	<b>1'42.322</b>	25.393	15.207	30.516	31.206	246.5	5	1'43.249 *	25.981	15.201	30.441 *	31.626	248.2	
5	22'07.053 P	25.212	15.141	30.552*	20'56.148	<b>247.7</b>	6	1'42.064 *	25.132	15.258	30.282	31.392*	246.5	
6	1'47.740 *	29.065	15.385	30.753	32.537*	244.3	7	<b>1'41.705</b>	25.087	15.172	30.152	31.294	<b>248.8</b>	
7	<b>1'42.012</b>	25.437	15.181	30.233	31.161	247.1	8	1'39.769 P	25.366	15.157	30.476	28.770	248.2	
8	<b>1'41.511</b>	25.153	15.135	30.116	31.107	247.1	9	1'50.916 *	31.473	15.974	31.202	32.267*	238.4	
9	<b>1'41.178</b>	<b>24.988</b>	<b>15.116</b>	<b>30.009</b>	<b>31.065</b>	247.1	10	<b>1'41.918</b>	25.207	15.228	30.098	31.385	245.4	
10	<b>1'47.585</b>	25.317	16.567	31.392	34.309	187.1	11	<b>1'41.431</b>	25.101	<b>15.156</b>	29.976	<b>31.198</b>	247.7	
11	<b>1'41.740</b>	25.141	15.135	30.254	31.210	247.1	12	<b>1'41.663</b>	<b>24.993</b>	15.205	29.955	31.510	246.0	
							13	<b>1'42.471</b>	25.154	15.309	30.514	31.494	244.8	
							14	<b>1'41.392</b>	25.035	15.188	<b>29.947</b>	31.222	245.4	
							15	<b>1'45.648</b>	27.164	16.749	30.159	31.576	245.4	
<b>12th</b>	<b>97</b>	<b>Xavi VIERGE</b>					Petronas Sprinta Raci	SPA						
		Runs=2	Total laps=19	Full laps=11										
1	2'44.414	30.295	15.844	33.164	31.737	244.3	<b>15th</b>	<b>11</b>	<b>Nicolò BULEGA</b>					
2	<b>1'42.195</b>	25.295	15.217	30.401	31.282	248.8			Runs=3	Total laps=16	Full laps=10			
3	<b>1'42.368</b>	25.221	15.137	30.367	31.643	<b>249.4</b>	1	2'26.635	30.924	15.833	31.902	31.539	240.5	
4	<b>1'42.285</b>	25.244	15.290	30.431	31.320	246.5	2	<b>1'42.397</b>	25.482	15.158	30.597	31.160	247.7	
5	1'42.548 *	25.333	15.227	30.378*	31.610	246.5	3	<b>1'41.824</b>	25.324	15.117	30.262	31.121	247.1	
6	1'42.130 *	25.274	15.335	30.246	31.275*	244.8	4	<b>1'41.965</b>	25.440	15.176	30.246	31.103	<b>248.2</b>	
7	<b>1'41.827</b>	25.141	15.270	30.200	31.216	246.5	5	<b>1'41.990</b>	25.308	15.139	30.251	31.292	243.7	
8	<b>1'45.738</b>	25.206	15.246	32.786	32.500	247.1	6	<b>1'47.713</b>	25.228	15.224	34.870	32.391	243.7	
9	1'43.186 P	25.327	15.881	32.172	29.806	236.3	7	1'50.072 P	30.467	16.124	36.065	27.416	229.2	
10	2'01.238	40.913	15.505	33.329	31.491	245.4	8	1'50.319	32.902	15.474	30.547	31.396	242.1	
11	<b>1'41.691</b>	25.183	15.201	30.188	31.119	244.8	9	<b>1'43.603</b>	26.666	15.226	30.416	31.295	246.5	
12	<b>1'41.476</b>	25.078	15.207	<b>29.998</b>	31.193	246.5	10	<b>1'41.961</b>	25.328	15.151	30.301	31.181	246.5	
13	<b>1'41.391</b>	<b>24.981</b>	15.167	30.185	31.058	245.4	11	<b>1'42.102</b>	25.478	15.207	30.275	31.142	245.4	
14	1'49.127 *	25.049	15.227	30.163	38.688*	246.0	12	1'38.967 P	25.267	15.259	30.557	27.884	244.3	
15	<b>1'41.342</b>	24.991	<b>15.136</b>	30.198	<b>31.017</b>	246.5	13	1'53.580 *	29.750	17.367	32.168	34.295*	193.2	
16	<b>1'42.933</b>	25.079	15.169	30.631	32.054	248.2	14	<b>1'41.630</b>	25.346	15.136	<b>30.112</b>	<b>31.036</b>	244.3	
17	1'42.399 *	25.151	15.216	30.466*	31.566	246.0	15	1'41.513 *	<b>24.982</b>	<b>15.090</b>	30.317*	31.124	244.8	
18	<b>1'45.539</b>	25.349	16.298	32.043	31.849	229.2	16	<b>1'41.423</b>	25.115	15.110	30.158	31.040	244.8	
	PIT	28.642	16.144	32.190	30.012	235.2								
<b>13th</b>	<b>44</b>	<b>Aron CANET</b>					Inde Aspar Team	SPA						
		Runs=3	Total laps=14	Full laps=7										
1	2'54.017	29.352	15.450	30.693	31.543	243.7	<b>16th</b>	<b>64</b>	<b>Bo BENDSNEYDER</b>					
2	<b>1'42.462</b>	25.402	15.347	30.367	31.346	244.8			Runs=3	Total laps=15	Full laps=9			
3	<b>1'42.369</b>	25.274	15.214	30.436	31.445	244.8	1	1'58.419	28.942	15.599	30.990	31.618	244.3	
4	<b>1'42.162</b>	25.298	15.278	30.283	31.303	243.7	2	<b>1'42.612</b>	25.527	15.256	30.442	31.387	<b>247.1</b>	
5	1'41.832 *	25.163	15.208	30.203*	31.258*	244.3	3	<b>1'42.158</b>	25.358	15.238	30.293	31.269	246.0	
6	1'39.883 P	25.109	15.284	30.189	29.301	243.7	4	<b>1'42.143</b>	25.261	15.297	30.349	31.236	244.8	
7	1'55.217	32.076	18.414	32.473	32.254	136.8	5	<b>1'42.183</b>	25.258	15.295	30.298	31.332	244.3	
8	<b>1'42.033</b>	25.295	15.317	30.231	31.190	244.8	6	1'53.442 P	29.221	17.245	34.381	32.595	196.7	
9	<b>1'41.499</b>	25.074	15.160	30.103	31.162	246.0	7	1'51.624	34.270	15.428	30.611	31.315	244.8	
10	1'44.964 P	29.043	16.284	31.053	28.584	227.3	8	<b>1'42.294</b>	25.383	15.334	30.270	31.307	247.1	
11	1'44.928	28.346	15.206	30.151	31.225	244.8	9	<b>1'42.162</b>	25.376	15.294	30.242	31.250	246.5	
12	<b>1'41.445</b>	25.060	15.116	<b>30.045</b>	31.224	246.0	10	1'46.044 P	25.733	16.998	33.625	29.688	189.4	
13	<b>1'41.388</b>	<b>24.996</b>	15.142	30.099	<b>31.151</b>	246.0	11	1'45.789	28.949	15.297	30.345	31.198	245.4	
	unfinished	25.021	<b>15.093</b>			<b>247.1</b>	12	<b>1'41.523</b>	25.234	<b>15.149</b>	30.091	<b>31.049</b>	247.1	
							13	<b>1'41.740</b>	<b>25.172</b>	15.186	30.103	31.279	246.5	
							14	2'08.316 *	34.994	20.058	41.477*	31.787	145.7	
							15	<b>1'41.642</b>	25.211	15.199	<b>30.051</b>	31.181	245.4	
<b>14th</b>	<b>79</b>	<b>Ai OGURA</b>					IDEMITSU Honda Te	JPN						
		Runs=2	Total laps=15	Full laps=10										
1	2'42.785	32.183	16.430	33.397	32.417	238.4	<b>17th</b>	<b>40</b>	<b>Hector GARZO</b>					
									Runs=2	Total laps=14	Full laps=10			
							1	2'19.507	30.339	15.776	31.894	31.950	244.3	
							2	<b>1'42.646</b>	25.626	15.252	30.423	31.345	<b>248.8</b>	

**Fastest Lap:** Remy GARDNER Red Bull KTM Ajo AUS **1'40.841** 24.829 15.059 29.872 31.081

These data/results cannot be reproduced, stored and/or transmitted in whole or in part by any manner of electronic, mechanical, photocopying, recording, broadcasting or otherwise now known or herein after developed without the previous express consent by the copyright owner, except for reproduction in daily press and regular printed publications on sale to the public within 60 days of the event related to those data/results and always provided that copyright symbol appears together as follows below.  
© DORNA, 2021



# Free Practice Nr. 3

# Moto2

Lap	Lap Time	T1	T2	T3	T4	Speed	Lap	Lap Time	T1	T2	T3	T4	Speed
3	1'42.913	25.591	15.182	30.590	31.550	248.2	3	1'42.775	25.533	15.200	30.634	31.408	248.2
4	1'42.465	25.373	15.187	30.401	31.504	248.8	4	1'42.925	25.351	15.136	30.850	31.588	249.4
5	2'54.419 P	25.288	15.270	1'44.435	29.426	246.0	5	1'42.319 *	25.274	15.197	30.501 *	31.347	248.2
6	1'56.294	30.275	15.816	38.297	31.906	240.5	6	1'42.307	25.347	15.276	30.264	31.420	247.7
7	1'54.336	25.641	15.374	36.800	36.521	245.4	7	1'42.446	25.327	15.277	30.259	31.583	246.0
8	1'43.309 *	25.653	15.284	30.418	31.954*	243.7	8	1'42.432	25.292	15.314	30.354	31.472	246.5
9	1'41.524	25.178	15.134	30.201	31.011	247.1	9	1'49.921	32.481	15.514	30.449	31.477	246.0
10	1'44.825	25.536	15.240	32.299	31.750	246.0	10	1'50.364	25.359	15.319	37.592	32.094	243.7
11	1'41.804	25.226	15.157	30.267	31.154	247.7	11	1'42.527	25.398	15.243	30.395	31.491	247.7
12	1'41.625	25.102	15.098	30.200	31.225	248.8	12	1'42.537	25.357	15.364	30.353	31.463	244.8
13	1'52.235	28.207	17.711	34.721	31.596	173.9	13	1'42.178	25.281	15.294	30.268	31.335	246.0
14	1'41.850	25.288	15.344	30.051	31.167	247.1	14	1'48.319 P	32.54*	16.168	30.786	28.816	244.8

**18th 7 Lorenzo BALDA** MV Agusta Forward R ITA  
Runs=2 Total laps=17 Full laps=11

1	2'12.602	28.756	15.664	30.761	31.765	238.9
2	1'41.847	25.270	15.247	30.134	31.196	240.5
3	1'41.746	25.231	15.240	30.099	31.176	241.6
4	1'41.711	25.208	15.278	30.040	31.185	240.5
5	1'41.887	25.208	15.310	30.061	31.308	240.0
6	1'42.385 *	25.095	15.329	30.171	31.790*	240.5
7	1'41.826	25.237	15.329	30.008	31.252	240.5
8	1'43.848 P	25.231*	18.118	32.059	28.435	213.4
9	1'54.086	35.805	15.755	31.105	31.421	237.8
10	2'20.045 *	25.181	15.274	1'07.461	32.129*	241.6
11	1'42.712 *	25.311*	15.317	30.332	31.745*	240.5
12	1'42.457	25.279	15.344	30.445	31.389	241.0
13	1'42.025	25.202	15.306	30.222	31.295	240.5
14	1'41.856	25.201	15.265	30.086	31.304	242.1
15	1'41.915	25.199	15.279	30.120	31.317	241.0
16	1'41.744	25.259	15.281	30.064	31.140	239.4
17	1'41.603	25.107	15.298	30.014	31.184	241.0

15	1'49.971 *	31.768	15.510	30.894	31.799*	244.8
16	1'42.155	25.277	15.308	30.259	31.311	245.4
17	1'42.171	25.242	15.245	30.371	31.313	246.0
18	1'42.649	26.142	15.152	30.125	31.230	247.1
19	1'41.657	25.113	15.186	30.068	31.290	246.5
20	1'42.460	25.477	15.324	30.297	31.362	244.8
21	1'41.811	25.118	15.277	30.116	31.300	244.3

**21st 12 Thomas LUTHI** Pertamina Mandalika SWI  
Runs=3 Total laps=18 Full laps=13

1	2'24.749	30.060	15.836	32.286	32.363	244.3
2	1'42.626	25.566	15.232	30.447	31.381	246.0
3	1'42.909	25.448	15.352	30.470	31.639	246.0
4	1'44.087	26.535	15.289	30.780	31.483	246.5
5	1'42.340	25.352	15.206	30.351	31.431	245.4
6	1'37.936 P	25.447	15.324	30.450	26.715	244.8
7	1'49.532	29.873	15.572	30.761	33.326	242.6
8	1'43.254	25.465	15.267	30.844	31.678	244.8
9	1'42.275	25.363	15.230	30.301	31.381	246.5
10	1'42.374	25.235	15.324	30.296	31.519	247.1
11	1'42.527	25.307	15.235	30.386	31.599	246.5
12	1'40.876 P	26.721	15.554	31.044	27.557	243.2
13	1'50.122 *	32.097	15.447	30.826	31.752*	244.8
14	1'41.725	25.257	15.116	30.190	31.162	247.7
15	1'41.732	25.211	15.140	30.142	31.239	248.8
16	1'45.055	25.270	15.243	32.930	31.612	248.2
17	1'41.722	25.159	15.185	30.175	31.203	246.0
18	1'42.082	25.194	15.180	30.289	31.419	245.4

**19th 42 Marcos RAMIREZ** American Racing SPA  
Runs=3 Total laps=16 Full laps=11

1	2'42.568 *	30.131	16.069	33.349	31.773*	218.1
2	1'42.018	25.380	15.184	30.149	31.305	246.5
3	1'41.899	25.170	15.161	30.269	31.299	247.1
4	1'41.831	25.095	15.150	30.272	31.314	248.8
5	1'44.085 P	26.654	18.354	31.789*	27.288	230.7
6	1'55.189	30.225	17.501	35.767	31.696	176.4
7	1'47.659	25.311	19.399	31.086	31.863	186.2
8	1'41.724	25.213	15.219	30.099	31.193	246.5
9	1'41.724	25.085	15.151	30.140	31.348	247.1
10	1'42.223 P	28.081*	16.059	31.237	26.839	201.4
11	2'03.581 *	36.889	21.366	33.605	31.721*	153.1
12	1'41.605	25.130	15.228	30.082	31.165	247.1
13	1'41.657	25.037	15.176	30.171	31.273	247.1
14	1'47.860	29.035	17.011	30.292	31.522	247.7
15	1'56.077	25.114	15.216	34.128	41.619	247.7
16	1'48.714	25.318	15.374	32.503	35.519	243.2

**22nd 35 Somkiat CHANTRA** IDEMITSU Honda Te THA  
Runs=1 Total laps=6 Full laps=3

1	2'32.754	32.195	16.037	31.887	34.816	241.0
2	1'42.437	25.618	15.074	30.417	31.328	249.4
3	1'41.768	25.392	15.121	30.150	31.105	248.8
4	1'42.415	25.310	15.138	30.579	31.388	252.3
5	1'41.953 *	25.249	15.071	30.335*	31.298	247.1
unfinished		25.285	15.017	30.177		247.1

**23rd 62 Stefano MANZI** Flexbox HP40 ITA  
Runs=2 Total laps=16 Full laps=12

1	2'31.994	30.389	15.557	31.245	32.063	245.4
2	1'43.151	25.581	15.407	30.570	31.593	247.1
3	1'43.134	25.626	15.362	30.551	31.595	248.2
4	1'42.391	25.400	15.293	30.278	31.420	247.7

**20th 19 Lorenzo DALLA PO** Italtrans Racing Team ITA  
Runs=2 Total laps=21 Full laps=17

1	2'30.334	30.628	15.893	31.896	32.165	246.0
2	1'43.701	25.758	15.402	31.064	31.477	247.1

<b>Fastest Lap:</b>	Remy GARDNER	Red Bull KTM Ajo	AUS	1'40.841	24.829	15.059	29.872	31.081
---------------------	--------------	------------------	-----	----------	--------	--------	--------	--------

These data/results cannot be reproduced, stored and/or transmitted in whole or in part by any manner of electronic, mechanical, photocopying, recording, broadcasting or otherwise now known or herein after developed without the previous express consent by the copyright owner, except for reproduction in daily press and regular printed publications on sale to the public within 60 days of the event related to those data/results and always provided that copyright symbol appears together as follows below.  
© DORNA, 2021

# Free Practice Nr. 3

# Moto2

Lap	Lap Time	T1	T2	T3	T4	Speed	Lap	Lap Time	T1	T2	T3	T4	Speed
5	1'42.194 *	25.217	15.237	30.364*	31.376	247.1	8	1'42.350	25.277	15.329	30.242	31.502	244.8
6	1'42.229	25.272	15.295	30.279	31.383	247.7	9	1'42.904	25.279	15.269	30.640	31.716	246.0
7	1'54.365	27.640	17.781	37.259	31.685	171.4	10	1'42.700	25.332	15.302	30.525	31.541	246.0
8	1'42.402	25.415	15.283	30.353	31.351	247.7	11	1'43.611 P	25.356	15.360	34.815	28.080	244.8
9	1'41.487 P	25.228	15.339	30.451	30.469	246.5	12	1'57.506	33.923	16.439	35.530	31.614	228.3
10	1'51.725 *	33.399	15.518	30.836	31.972*	245.4	13	1'42.004 *	25.119	15.238	30.056	31.591*	246.0
11	1'42.428	25.282	15.318	30.390	31.438	246.0	14	1'42.016	25.126	15.217	30.363	31.310	248.2
12	1'42.059	25.180	15.290	30.257	31.332	246.5	15	1'41.863	25.032	15.171	30.401	31.259	247.7
13	1'41.780	25.098	15.220	30.171	31.291	247.7	16	1'45.760	25.153	15.826	33.445	31.336	232.2
14	1'41.943	25.164	15.302	30.148	31.329	245.4	17	1'48.006	25.219	15.190	35.790	31.807	248.2
15	1'46.552	25.090	16.636	33.473	31.353	176.7	18	1'42.912 *	25.21*	15.273	30.208	32.215	244.8
16	1'42.085	25.220	15.294	30.196	31.375	245.4							

24th	24	Simone CORSI	MV Agusta Forward R	ITA	Runs=3	Total laps=13	Full laps=8
1	2'17.859	30.155	15.733	31.195	32.052	243.2	
2	1'43.397	25.609	15.428	30.674	31.686	242.6	
3	1'42.351	25.415	15.257	30.331	31.348	246.0	
4	1'40.099 P	25.912	15.504	30.831	27.852	242.1	
5	1'49.662	31.567	15.529	30.696	31.870	243.7	
6	1'46.950	26.149	15.851	30.562	34.388	232.7	
7	1'41.807	25.212	15.192	30.212	31.191	246.0	
8	1'44.214	25.356	15.578	31.283	31.997	240.0	
9	1'44.662	25.187	15.245	30.892	33.338	244.8	
10	1'41.788	25.241	15.287	30.087	31.173	244.3	
11	1'44.370	25.707	15.967	31.230	31.466	230.2	
12	1'41.111 P	26.628	15.495	30.949	28.039	243.2	
unfinished		30.056	15.411	30.548		243.2	

27th	14	Tony ARBOLINO	Liqui Moly Intact GP	ITA	Runs=2	Total laps=14	Full laps=8
1	2'47.909	29.158	15.899	31.383	31.777	244.8	
2	1'43.086	25.611	15.436	30.485	31.554	247.7	
3	1'42.674	25.422	15.369	30.448	31.435	247.1	
4	1'42.559	25.251	15.365	30.473	31.470	247.7	
5	1'43.399 *	25.464	15.245	30.929*	31.761*	247.1	
6	1'42.655 *	25.401	15.315	30.437	31.502*	248.2	
7	1'42.763 P	25.53*	16.155	31.833	29.236	242.6	
8	1'49.183 *	31.383	15.542	30.676	31.582*	247.1	
9	1'42.855	25.351	15.232	31.071	31.201	248.2	
10	1'42.324	25.367	15.221	30.463	31.273	247.7	
11	1'42.035	25.352	15.178	30.247	31.258	248.2	
12	1'42.085 *	25.365	15.210	30.214	31.296*	248.8	
13	1'52.543	29.106	17.178	34.630	31.629	177.9	
14	1'42.309	25.395	15.188	30.447	31.279	249.4	

25th	6	Cameron BEAUBIE	American Racing	USA	Runs=2	Total laps=15	Full laps=10
1	10'12.349 *	34.242	15.767	31.783*	32.462*	242.1	
2	1'44.113 *	25.883	15.423	30.946	31.861*	245.4	
3	1'43.778	25.629	15.334	30.970	31.845	244.8	
4	1'43.106	25.451	15.322	30.757	31.576	245.4	
5	1'42.874	25.395	15.307	30.515	31.657	246.5	
6	1'42.820	25.250	15.297	30.557	31.716	246.0	
7	1'42.509	25.305	15.215	30.511	31.478	247.1	
8	1'42.826	25.421	15.301	30.547	31.557	246.5	
9	1'40.538 P	25.790	15.439	30.982	28.327	245.4	
10	1'53.575 *	34.146	16.567	31.271	31.591*	233.7	
11	1'42.198	25.303	15.303	30.294	31.298	246.0	
12	1'41.853	25.156	15.164	30.199	31.334	247.1	
13	1'47.377 *	25.190	15.301	31.062	35.824*	246.5	
14	1'45.646	25.241	15.267	30.736	34.402	244.8	
15	1'41.893	25.244	15.127	30.332	31.190	247.7	

28th	13	Celestino VIETTI	SKY Racing Team VR	ITA	Runs=2	Total laps=19	Full laps=10
1	3'21.460	30.347	15.927	31.733	32.233	241.0	
2	1'44.318	25.997	15.436	30.973	31.912	245.4	
3	1'43.806	25.769	15.477	30.782	31.778	243.7	
4	1'43.478	25.629	15.377	30.675	31.797	244.3	
5	1'43.762 *	25.681	15.471	30.688*	31.922*	243.2	
6	1'43.221 *	25.553	15.343	30.633	31.692*	244.8	
7	1'43.183	25.552	15.364	30.648	31.619	245.4	
8	1'43.120	25.569	15.308	30.626	31.617	245.4	
9	1'42.837	25.580	15.214	30.577	31.466	247.1	
10	1'43.057	25.516	15.377	30.520	31.644	244.8	
11	1'42.949	25.599	15.257	30.572	31.521	244.8	
12	1'47.420 P	30.81*	15.945	32.477	28.184	234.2	
13	1'53.565	31.740	16.059	33.437	32.329	226.8	
14	1'43.541 *	25.755	15.368	30.607	31.811*	242.6	
15	1'42.647	25.516	15.399	30.316	31.416	243.7	
16	1'42.364	25.341	15.224	30.412	31.387	244.8	
17	1'42.571 *	25.330	15.253	30.581	31.407*	244.3	
18	1'42.916 *	25.400	15.292	30.606*	31.618	244.3	
19	2'00.792 *	33.84*	16.511	35.270	35.162	213.8	

26th	5	Yari MONTELLA	Lightech Speed Up	ITA	Runs=2	Total laps=18	Full laps=12
1	2'16.941	29.389	15.705	31.062	32.209	242.6	
2	1'43.316	25.667	15.363	30.680	31.606	244.3	
3	1'42.917	25.433	15.342	30.554	31.588	244.8	
4	1'42.503	25.280	15.325	30.373	31.525	244.8	
5	1'42.469	25.320	15.294	30.332	31.523	244.3	
6	1'42.478 *	25.218	15.372	30.237	31.651*	244.3	
7	1'42.866	25.349	15.386	30.365	31.766	244.3	

29th	55	Hafizh SYAHRIN	NTS RW Racing GP	MAL	Runs=3	Total laps=16	Full laps=11
1	2'24.999	32.409	16.476	32.346	32.734	240.5	
2	1'43.138	25.781	15.258	30.564	31.535	246.5	
3	1'42.475	25.396	15.212	30.364	31.503	247.7	

<b>Fastest Lap:</b>	Remy GARDNER	Red Bull KTM Ajo	AUS	1'40.841	24.829	15.059	29.872	31.081
---------------------	--------------	------------------	-----	----------	--------	--------	--------	--------

These data/results cannot be reproduced, stored and/or transmitted in whole or in part by any manner of electronic, mechanical, photocopying, recording, broadcasting or otherwise now known or herein after developed without the previous express consent by the copyright owner, except for reproduction in daily press and regular printed publications on sale to the public within 60 days of the event related to those data/results and always provided that copyright symbol appears together as follows below.  
© DORNA, 2021



# Free Practice Nr. 3

Moto2

Lap	Lap Time	T1	T2	T3	T4	Speed	Lap	Lap Time	T1	T2	T3	T4	Speed
4	<b>1'44.226</b>	25.413	15.349	30.666	32.798	242.1							
5	<b>1'42.570</b>	<b>25.387</b>	15.216	30.522	<b>31.445</b>	246.0							
6	1'55.581	P 33.767	16.587	35.031	30.196	230.2							
7	1'51.050	31.280	16.153	31.523	32.094	231.7							
8	<b>1'43.547</b>	25.655	15.370	30.685	31.837	243.2							
9	<b>1'42.755</b>	25.457	15.382	30.415	31.501	244.3							
10	1'43.372	P 27.108	16.124	32.194	27.946	240.0							
11	1'53.759	32.599	16.843	32.313	32.004	187.1							
12	<b>1'43.080</b>	25.530	15.352	30.593	31.605	243.7							
13	<b>1'44.878</b>	25.723	15.601	32.004	31.550	242.6							
14	<b>1'42.596</b>	25.488	15.259	30.398	31.451	245.4							
15	<b>1'47.581</b>	25.415	15.611	34.925	31.630	199.6							
16	<b>1'42.712</b>	25.432	15.272	30.472	31.536	246.0							

## 30th **10** Tommaso MARCON MV Agusta Forward R ITA

Runs=2 Total laps=15 Full laps=6

1	2'38.915	43.105	16.259	32.013	32.420	235.2							
2	1'45.234	*	26.05*	15.674	31.163	32.342	239.4						
3	<b>1'45.198</b>	25.955	15.607	31.233	32.403	239.4							
4	<b>1'45.881</b>	25.869	15.686	32.093	32.233	238.4							
5	1'44.437	*	25.793	15.600	31.090*	31.954*	237.3						
6	1'43.986	*	25.721	15.464	30.866	31.935*	<b>241.6</b>						
7	1'49.524	P 29.199	16.902	34.850	28.573	214.2							
8	1'58.192	35.753	16.108	32.215	34.116	235.2							
9	1'46.583	*	26.104	15.812	31.924*	32.743	237.8						
10	1'45.017	*	25.947	15.700	31.234	32.136*	238.9						
11	<b>1'44.150</b>	25.748	15.527	31.013	31.862	240.5							
12	<b>1'43.758</b>	25.657	15.505	30.838	<b>31.758</b>	241.0							
13	<b>1'43.861</b>	<b>25.650</b>	<b>15.432</b>	30.755	32.024	241.6							
14	<b>2'01.506</b>	41.562	16.151	31.198	32.595	238.4							
15	1'44.003	*	25.66*	15.685	<b>30.716</b>	31.936	233.2						

## 31st **32** Taiga HADA NTS RW Racing GP JPN

Runs=3 Total laps=16 Full laps=10

1	2'25.091	32.445	16.457	32.528	32.503	242.1							
2	<b>1'44.920</b>	26.058	15.516	31.383	31.963	246.5							
3	<b>1'45.338</b>	26.155	15.629	31.287	32.267	246.0							
4	1'42.793	P 26.260	15.442	33.941	27.150	246.0							
5	1'50.178	30.198	15.828	31.866	32.286	242.1							
6	<b>1'44.674</b>	25.903	15.604	31.201	31.966	243.7							
7	<b>1'44.601</b>	25.868	15.470	31.275	31.988	246.0							
8	1'44.647	*	25.897	15.497	31.072	32.181*	246.0						
9	<b>1'47.065</b>	26.365	15.784	32.128	32.788	240.5							
10	<b>1'43.977</b>	25.755	15.436	<b>30.877</b>	31.909	<b>247.1</b>							
11	1'40.920	P 25.974	15.729	31.963	27.254	243.7							
12	2'02.431	31.740	17.043	35.368	38.280	236.3							
13	<b>1'47.609</b>	26.407	15.566	32.878	32.758	242.6							
14	<b>1'44.453</b>	25.828	15.461	31.027	32.137	245.4							
15	<b>1'43.885</b>	25.807	<b>15.355</b>	30.886	31.837	245.4							
16	<b>1'43.961</b>	<b>25.740</b>	15.525	30.966	<b>31.730</b>	242.1							

**Fastest Lap:** Remy GARDNER Red Bull KTM Ajo AUS **1'40.841** 24.829 15.059 29.872 31.081

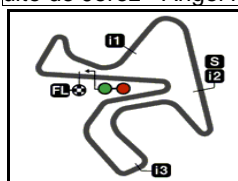
These data/results cannot be reproduced, stored and/or transmitted in whole or in part by any manner of electronic, mechanical, photocopying, recording, broadcasting or otherwise now known or herein after developed without the previous express consent by the copyright owner, except for reproduction in daily press and regular printed publications on sale to the public within 60 days of the event related to those data/results and always provided that copyright symbol appears together as follows below.  
© DORNA, 2021

Official MotoGP Timing by TISSOT  
www.motogp.com

Jerez de la Frontera, Saturday, May 01, 2021

Page 6 of 6





4423 m.

# GRAN PREMIO RED BULL DE ESPAÑA

## Free Practice Nr. 3

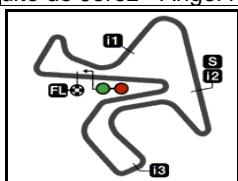
### Best Partial Times

*IT* Ideal Lap Time, sum of the best partial times

*BT* Best Lap Time

T1		T2		T3		T4				IT		BT	
Pos	Rider	Time	Rider	Time	Rider	Time	Rider	Time	Pos	Rider	IT	BT	
1	R.GARDNER	24.829	M.BEZZECCHI	14.965	F.DI GIANNANTO	29.804	R.GARDNER	30.815	1	R.GARDNER	1'40.479	1'40.841	(1)
2	J.NAVARRO	24.889	R.GARDNER	15.012	R.GARDNER	29.823	M.BEZZECCHI	30.952	2	F.DI GIANNAN	1'40.804	1'40.861	(2)
3	M.SCHROTTER	24.933	S.CHANTRA	15.017	J.DIXON	29.847	R.FERNANDEZ	30.963	3	R.FERNANDEZ	1'40.884	1'41.002	(5)
4	F.DI GIANNANTO	24.950	R.FERNANDEZ	15.026	R.FERNANDEZ	29.878	J.ROBERTS	30.965	4	M.BEZZECCHI	1'40.892	1'41.083	(7)
5	S.LOWES	24.951	F.DI GIANNANTO	15.030	J.NAVARRO	29.879	M.SCHROTTER	30.970	5	J.NAVARRO	1'40.908	1'40.912	(3)
6	X.VIERGE	24.981	J.ROBERTS	15.040	S.LOWES	29.896	H.GARZO	31.011	6	J.ROBERTS	1'40.943	1'40.998	(4)
7	N.BULEGA	24.982	J.DIXON	15.046	A.FERNANDEZ	29.912	X.VIERGE	31.017	6	M.SCHROTTE	1'40.943	1'41.083	(8)
8	A.ARENAS	24.988	A.FERNANDEZ	15.084	M.BEZZECCHI	29.929	F.DI GIANNANTO	31.020	8	A.FERNANDEZ	1'41.048	1'41.126	(9)
9	A.FERNANDEZ	24.990	N.BULEGA	15.090	J.ROBERTS	29.932	N.BULEGA	31.036	9	S.LOWES	1'41.057	1'41.078	(6)
10	A.OGURA	24.993	A.CANET	15.093	M.SCHROTTER	29.936	J.NAVARRO	31.044	10	X.VIERGE	1'41.132	1'41.342	(12)
11	A.CANET	24.996	J.NAVARRO	15.096	A.OGURA	29.947	B.BENDSNEYDE	31.049	11	J.DIXON	1'41.171	1'41.171	(10)
12	J.ROBERTS	25.006	H.GARZO	15.098	X.VIERGE	29.998	A.FERNANDEZ	31.062	12	A.ARENAS	1'41.178	1'41.178	(11)
13	R.FERNANDEZ	25.017	M.SCHROTTER	15.104	L.BALDASSARRI	30.008	A.ARENAS	31.065	13	N.BULEGA	1'41.220	1'41.423	(15)
14	Y.MONTELLA	25.032	T.LUTHI	15.116	A.ARENAS	30.009	S.LOWES	31.078	14	H.GARZO	1'41.262	1'41.524	(17)
15	M.RAMIREZ	25.037	A.ARENAS	15.116	A.CANET	30.045	S.CHANTRA	31.105	15	A.CANET	1'41.285	1'41.388	(13)
16	M.BEZZECCHI	25.046	C.BEAUBIER	15.127	H.GARZO	30.051	L.BALDASSARRI	31.140	16	A.OGURA	1'41.294	1'41.392	(14)
17	J.DIXON	25.089	S.LOWES	15.132	B.BENDSNEYDE	30.051	A.CANET	31.151	17	B.BENDSNEY	1'41.421	1'41.523	(16)
18	S.MANZI	25.090	L.DALLA PORTA	15.136	Y.MONTELLA	30.056	T.LUTHI	31.162	18	M.RAMIREZ	1'41.434	1'41.605	(19)
19	L.BALDASSARRI	25.095	X.VIERGE	15.136	L.DALLA PORTA	30.068	M.RAMIREZ	31.165	19	L.BALDASSAR	1'41.483	1'41.603	(18)
20	H.GARZO	25.102	B.BENDSNEYDE	15.149	M.RAMIREZ	30.082	S.CORSI	31.173	20	Y.MONTELLA	1'41.518	1'41.863	(26)
21	L.DALLA PORTA	25.113	M.RAMIREZ	15.150	S.CORSI	30.087	J.DIXON	31.189	21	S.CHANTRA	1'41.521	1'41.768	(22)
22	C.BEAUBIER	25.156	A.OGURA	15.156	N.BULEGA	30.112	C.BEAUBIER	31.190	22	L.DALLA POR	1'41.547	1'41.657	(20)
23	T.LUTHI	25.159	Y.MONTELLA	15.171	T.LUTHI	30.142	A.OGURA	31.198	23	T.LUTHI	1'41.579	1'41.722	(21)
24	B.BENDSNEYDE	25.172	T.ARBOLINO	15.178	S.MANZI	30.148	T.ARBOLINO	31.201	24	S.CORSI	1'41.639	1'41.788	(24)

These data/results cannot be reproduced, stored and/or transmitted in whole or in part by any manner of electronic, mechanical, photocopying, recording, broadcasting or otherwise now known or herein after developed without the previous express consent by the copyright owner, except for reproduction in daily press and regular printed publications on sale to the public within 60 days of the event related to those data/results and always provided that copyright symbol appears together as follows below.  
© DORNA, 2021



4423 m.

**GRAN PREMIO RED BULL DE ESPAÑA**

**Free Practice Nr. 3**

**Best Partial Times**

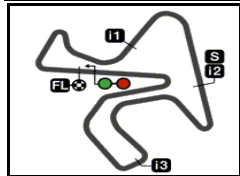
*IT* Ideal Lap Time, sum of the best partial times

*BT* Best Lap Time

<b>T1</b>			<b>T2</b>			<b>T3</b>			<b>T4</b>				
<i>Pos</i>	<i>Rider</i>	<i>Time</i>	<i>Rider</i>	<i>Time</i>	<i>Rider</i>	<i>Time</i>	<i>Rider</i>	<i>Time</i>	<i>Pos</i>	<i>Rider</i>	<i>IT</i>	<i>BT</i>	
25	S.CORSI	25.187	S.CORSI	15.192	S.CHANTRA	30.150	L.DALLA PORTA	31.230	25	C.BEAUBIER	1'41.672	1'41.853 (25)	
26	S.CHANTRA	<b>25.249</b>	H.SYHRIN	<b>15.212</b>	C.BEAUBIER	<b>30.199</b>	Y.MONTELLA	<b>31.259</b>	26	S.MANZI	1'41.749	1'41.780 (23)	
27	T.ARBOLINO	25.251	C.VIETTI	15.214	T.ARBOLINO	30.214	S.MANZI	31.291	27	T.ARBOLINO	1'41.844	1'42.035 (27)	
28	C.VIETTI	<b>25.330</b>	S.MANZI	<b>15.220</b>	C.VIETTI	<b>30.316</b>	C.VIETTI	<b>31.387</b>	28	C.VIETTI	1'42.247	1'42.364 (28)	
29	H.SYHRIN	25.387	L.BALDASSARRI	15.240	H.SYHRIN	30.364	H.SYHRIN	31.445	29	H.SYHRIN	1'42.408	1'42.475 (29)	
30	T.MARCON	<b>25.650</b>	T.HADA	<b>15.355</b>	T.MARCON	<b>30.716</b>	T.HADA	<b>31.730</b>	30	T.MARCON	1'43.556	1'43.758 (30)	
31	T.HADA	25.740	T.MARCON	15.432	T.HADA	30.877	T.MARCON	31.758	31	T.HADA	1'43.702	1'43.885 (31)	

These data/results cannot be reproduced, stored and/or transmitted in whole or in part by any manner of electronic, mechanical, photocopying, recording, broadcasting or otherwise now known or herein after developed without the previous express consent by the copyright owner, except for reproduction in daily press and regular printed publications on sale to the public within 60 days of the event related to those data/results and always provided that copyright symbol appears together as follows below.  
© DORNA, 2021






4423 m.

## GRAN PREMIO RED BULL DE ESPAÑA

### Free Practice Nr. 3

### Fastest Laps Sequence

<i>Practice Time</i>	 <i>Rider</i>	<i>Nation</i>	<i>Motorcycle</i>	<i>Time</i>	<i>Km/h</i>	<i>Rider's Lap</i>
3'35.481	72 Marco BEZZECCHI	ITA	KALEX	1'42.131	155.9	2
3'54.449	7 Lorenzo BALDASSARRI	ITA	MV AGUSTA	1'41.847	156.3	2
4'45.663	22 Sam LOWES	GBR	KALEX	1'41.716	156.5	2
6'27.159	22 Sam LOWES	GBR	KALEX	1'41.496	156.8	3
8'08.237	22 Sam LOWES	GBR	KALEX	1'41.078	157.5	4
35'02.858	9 Jorge NAVARRO	SPA	BOSCOSCURO	1'40.912	157.7	13
38'37.325	21 Fabio DI GIANNANTONI	ITA	KALEX	1'40.861	157.8	17
39'58.501	87 Remy GARDNER	AUS	KALEX	1'40.841	157.9	16

These data/results cannot be reproduced, stored and/or transmitted in whole or in part by any manner of electronic, mechanical, photocopying, recording, broadcasting or otherwise now known or herein after developed without the previous express consent by the copyright owner, except for reproduction in daily press and regular printed publications on sale to the public within 60 days of the event related to those data/results and always provided that copyright symbol appears together as follows below.

© DORNA, 2021

Official MotoGP Timing by TISSOT  
www.motogp.com

Jerez de la Frontera, Saturday, May 01, 2021

